



May 2, 2025

## Best Performing Stocks (12-Months)

Ticker	Company Name	Market Cap (B)	Price vs. 52W High	Theme
<b>PLTR</b>	Palantir Technologies	274.20	-7.34%	AI
<b>EOSE</b>	Eos Energy Enterprises	1.17	-22.59%	Energy
<b>SMMT</b>	Summit Therapeutics	18.32	-33.16%	Biotech
<b>RKLB</b>	Rocket Lab USA	10.03	-33.65%	Space
<b>SEZL</b>	Sezzle	1.76	-34.39%	Payment Processing
<b>ASTS</b>	AST SpaceMobile	7.55	-41.08%	Space
<b>WGS</b>	GeneDx Holdings	1.78	-47.07%	AI Healthcare
<b>INOD</b>	Innodata	1.25	-44.72%	AI
<b>RGTI</b>	Rigetti Computing	2.62	-57.33%	Quantum Computing
<b>EXOD</b>	Exodus Movement	1.15	-65.60%	Digital Assets

# The AI-Infused Paradigm Shift

*"We are playing with the hottest thing since the discovery of fire."*

– Peggy Noonan

WSJ Columnist and former speechwriter to President Ronald Reagan

# The Paradigm Shift Ingredients

Communication

Energy

Means of Production

Transportation



# Communication

Instant Communication + Satellite

Broadband

# Energy

Nuclear + Battery Technology

# Means of Production

Humanoids +  
Robotics

# Transportation

Robotaxis + Advanced Air Mobility + Space



# Communication Stocks To Watch

Communication Stocks To Watch				
Ticker	Company Name	Market Cap (B)	Price vs. 52W High	Theme
NFLX	Netflix	491.33	-0.09%	Video
SPOT	Spotify	132.28	-0.96%	Audio
DUOL	Duolingo Inc	21.44	-1.30%	Language Learning
PLTR	Palantir Technologies	289.94	-1.95%	AI Infrastrucutre
RBLX	Roblox	49.47	-3.25%	Gaming
MSFT	Microsoft	3,249.21	-6.54%	Enterprise
META	Meta	1,515.55	-19.13%	Web
GOOG	Alphabet	2,002.55	-20.40%	Web
SATS	EchoStar	6.84	-26.39%	Satellite Telecom
IRDM	Iridium Communications	2.73	-29.43%	Satellite Telecom
ASTS	AST SpaceMobile	8.94	-29.92%	Satellite Telecom
RDDT	Reddit	22.19	-47.74%	Web

# Energy Stocks To Watch

Energy Stocks To Watch				
Ticker	Company Name	Market Cap (B)	Price vs. 52W High	Theme
<b>RYCEY</b>	Rolls-Royce	66.31	-4.03%	Nuclear
<b>GEV</b>	GE Vernova	107.85	-11.81%	Grid Infrastructure
<b>AEIS</b>	Advanced Energy	4.21	-16.02%	Conversion
<b>BWXT</b>	Oklo	10.42	-16.54%	Nuclear
<b>EOSE</b>	Eos Energy	1.21	-19.43%	Batteries
<b>NVT</b>	nVent Electric	9.81	-31.15%	Protection
<b>LTBR</b>	Lightbridge	0.20	-42.60%	Nuclear
<b>BE</b>	Bloom Energy	3.86	-44.32%	Clean Energy
<b>SMR</b>	Nuscale Power	5.06	-44.67%	Nuclear
<b>NNE</b>	Nano Nuclear	0.93	-47.97%	Nuclear
<b>OKLO</b>	Oklo	3.81	-53.80%	Nuclear
<b>ELPW</b>	eLong Power	0.18	-72.22%	Batteries



# Robotics Stocks To Watch

Robotics Stocks To Watch				
Ticker	Company Name	Market Cap (B)	Price vs. 52W High	Theme
DE	Deere	131.61	-5.85%	Agriculture
ABBNY	ABB	84.85	-7.84%	Automation
ISRG	Intuitive Surgical	188.60	-14.49%	Surgery
FANUY	Fanuc	3,702.96	-17.35%	Precision
AMZN	Amazon.com	2,001.70	-22.32%	Logistics
CAT	Caterpillar	151.29	-23.23%	Construction
NVDA	NVIDIA	2,782.82	-25.59%	Hardware
TSLA	Tesla	894.39	-41.64%	Humanoids
PATH	UiPath	6.59	-43.01%	Automation
PRCT	Procept Biorobotics	3.01	-47.50%	Urology
SYM	Symbotic	13.63	-52.72%	Wearhousing

# Transportation Stocks To Watch

Transportation Stocks To Watch				
Ticker	Company Name	Market Cap (B)	Price vs. 52W High	Theme
UBER	Uber	174.45	-4.11%	Mobility Network
BA	Boeing	140.72	-5.22%	Aerospace + Defense
DASH	DoorDash	85.63	-6.06%	Food Delivery
BYDDY	BYD Company	1,173.89	-9.10%	Self-Driving
KARO	Karooooo	1.37	-12.45%	Mobility Data
CART	Instacart	11.68	-16.90%	Food Delivery
GOOG	Alphabet	1,996.34	-20.56%	Self-Driving
LMT	Lockheed Martin	113.90	-21.51%	Aerospace + Defense
ACHR	Archer Aviation	5.17	-24.52%	Flying Cars
RKLB	Rocket Lab USA	10.66	-30.32%	Rockets
EH	EHang Holdings	1.34	-37.23%	Flying Cars
JOBY	Joby Aviation	5.24	-38.06%	Flying Cars
TSLA	Tesla	894.39	-41.64%	Self-Driving
BLDE	Blade	0.23	-44.10%	Air Taxi Network
RDW	Redwire	0.92	-54.95%	Space Equipment
RCAT	Red Cat Holdings	0.52	-62.15%	Drones
LUNR	Intuitive Machines	1.66	-63.33%	Space Exploration
SERV	Serve Robotics	0.39	-72.24%	Last Mile Delivery

# LET THE CHARTS SPEAK

# BIG PICTURE





2

# Tesla

## \$TSLA





2

# Tesla

\$TSLA



2011 2013 2015 2017 2019 2021 2023 2025

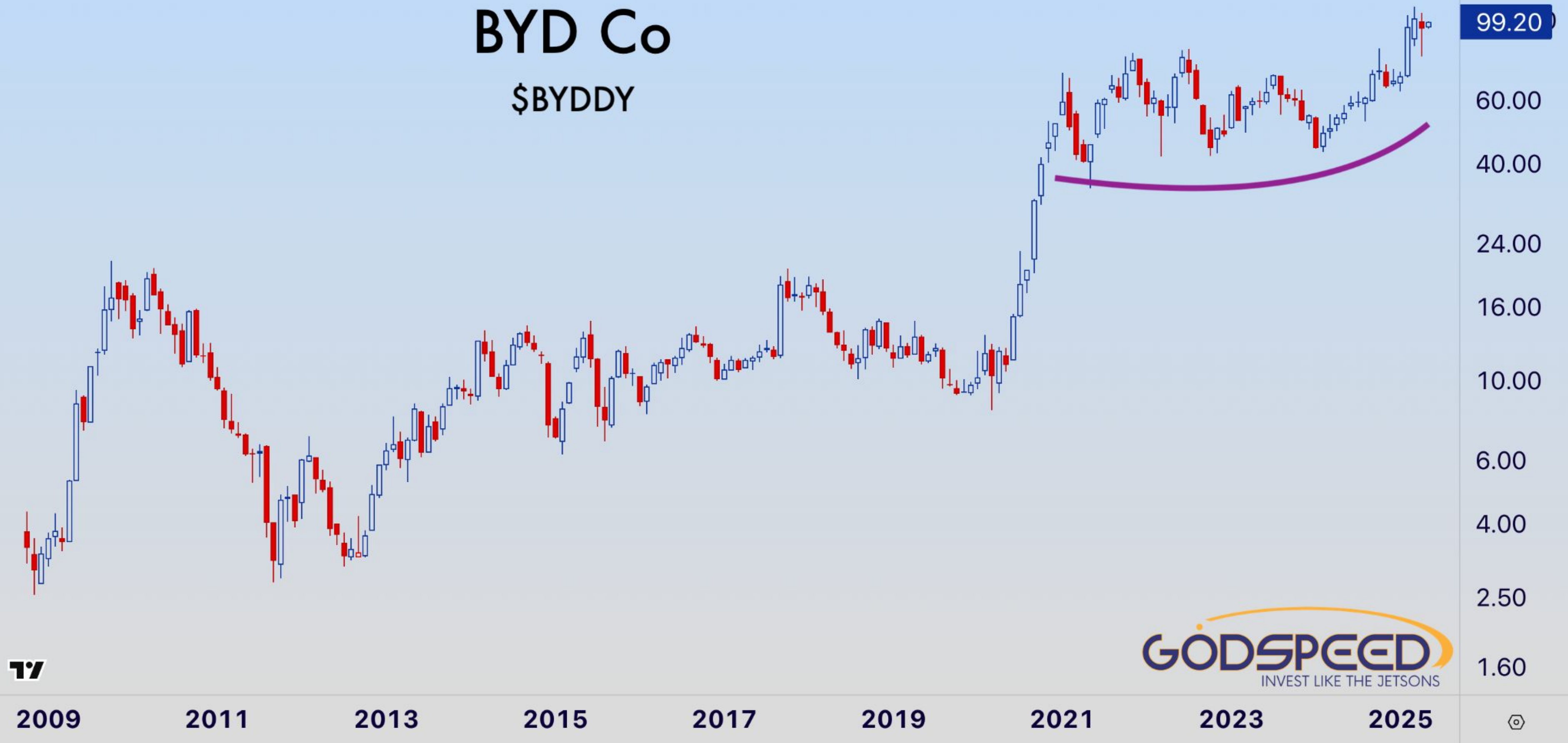




2

# BYD Co

## \$BYDDY





2

# NVIDIA

\$NVDA



2023

Jul

2024

Jul

2025







2

# Palantir

\$PLTR

140.00

123.01

100.00

80.00

68.00

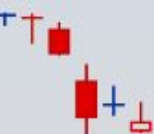
60.00

52.00

46.00

40.00

35.50



Nov

Dec

2025

Feb

Mar

Apr

May





2

# Palantir

## \$PLTR



160.00

122.98

100.00

70.00

50.00

34.00

24.00

16.00

11.00

7.00

5.00

3.60



2021

Jul

2022

Jul

2023

Jul

2024

Jul

2025







2

# Netflix

\$NFLX

1,200.00

1,154.22

1,100.00

1,020.00

940.00

860.00

800.00

740.00

680.00

640.00



Sep

Oct

Nov

Dec

2025

Feb

Mar

Apr

May





2

# Spotify

\$SPOT

646.27

560.00

520.00

480.00

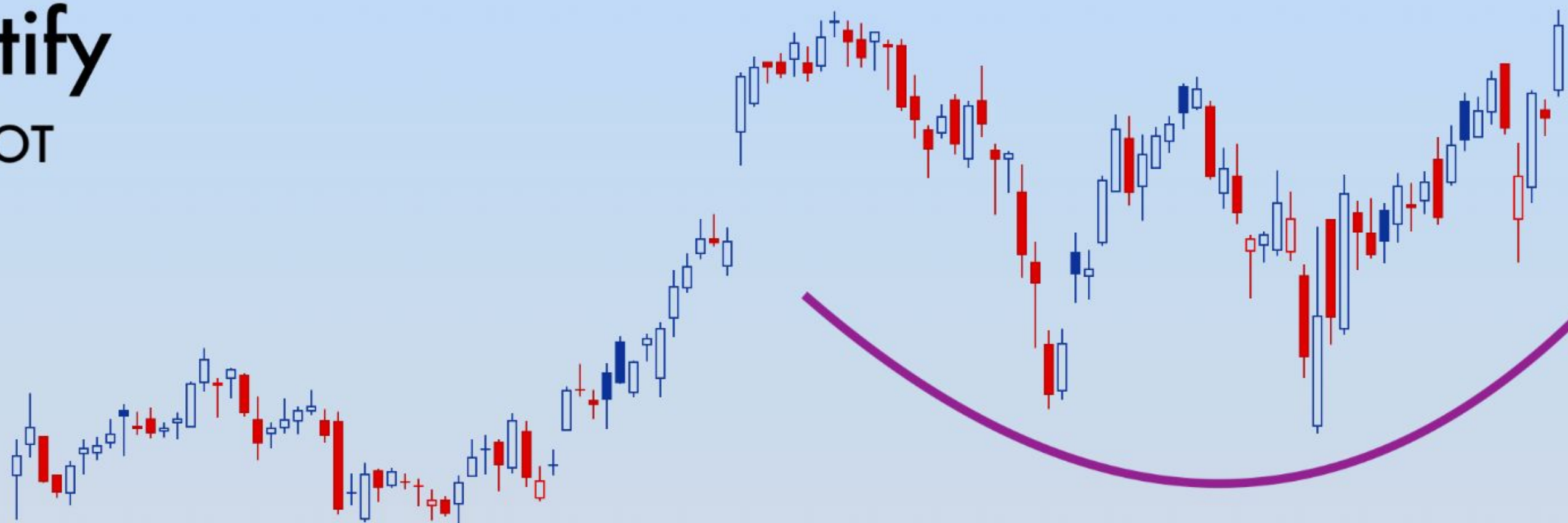
440.00

400.00

370.00

340.00

316.00



Oct

Nov

Dec

2025

Feb

Mar

Apr

May







2

# Spotify

\$SPOT

646.27

560.00

520.00

480.00

440.00

400.00

370.00

340.00

316.00



▼ 2

# Duolingo

\$DUOL

478.00

430.00

390.00

350.00

310.00

280.00

250.00

230.00

212.00







2

# UBER

\$UBER

92.00

88.00

84.68

83.00

78.00

74.00

70.00

66.00

63.00

60.00

57.50



Oct

Nov

Dec

2025

Feb

Mar

Apr

May





2

# UBER

## \$UBER





# SPACE

2

# AST SpaceMobile

## \$ASTS

80.00

50.00

26.83

17.50

9.50

5.50

3.50

2.00

1.20

0.7500



2021

Jul

2022

Jul

2023

Jul

2024

Jul

2025





2



# Rocket Lab USA

\$RKLB







2

# Rocket Lab USA

\$RKLB



40.00

28.00

23.14

16.00

12.00

9.00

7.00

5.50

4.00

3.00



2022

Jul

2023

Jul


2024

Jul

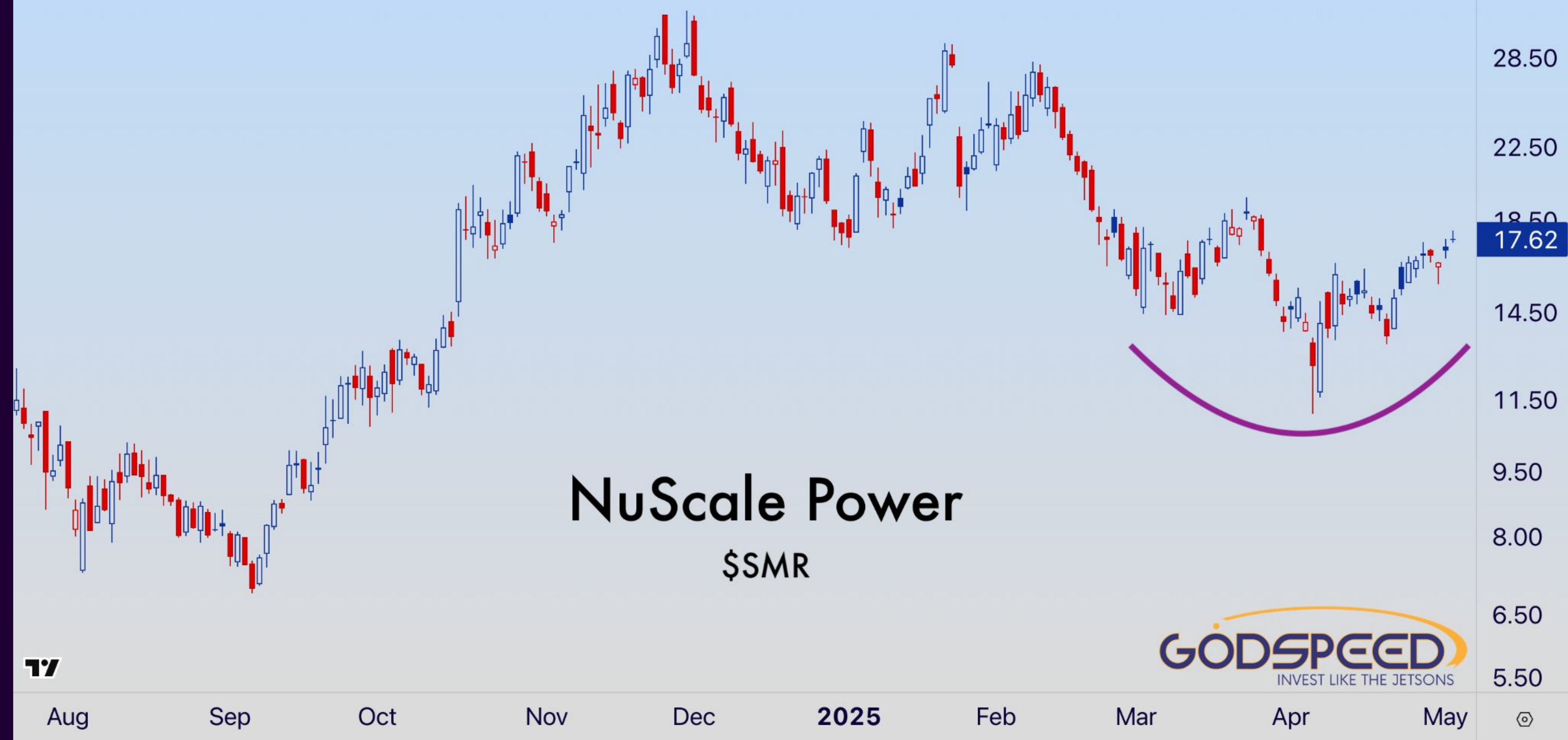
2025



# Nuclear Energy



2



# NuScale Power

\$SMR



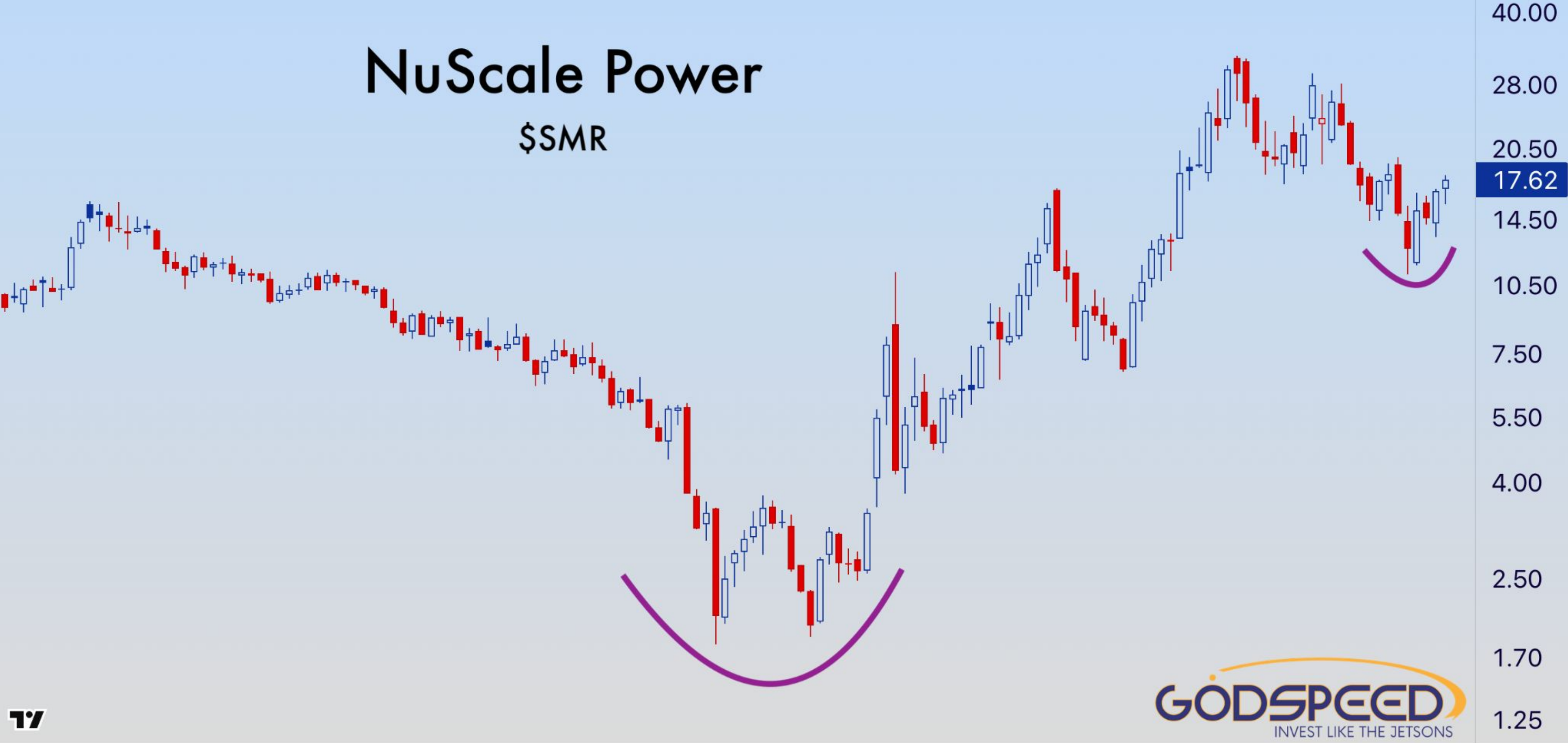




2

# NuScale Power

## \$SMR





2



# Nano Nuclear

\$NNE



# Robotics





2

650.00

570.00

483.29

415.00

355.00

315.00

275.00

235.00

205.00

181.00



# Deere

\$DE



2021

Jul

2022

Jul

2023

Jul

2024

Jul

2025





▼ 2

# ABB

\$ABBNY



# FLYING CARS



2



# Archer Aviation

\$ACHR







2

# Archer Aviation

## \$ACHR

70.00

40.00

24.00

16.00

9.48

6.00

4.00

2.50

1.50

1.0000



Jul

2022

Jul

2023

Jul

2024

Jul

2025

Ju



# Archer Aviation vs. Joby Aviation

\$ACHR / \$JOBY

3.50

2.50

1.90

1.50

1.39

1.20

0.9000

0.7000

0.5500

0.4000

0.3200







2

# EHang

## \$EH



400.00

240.00

140.00

80.00

50.00

30.00

19.16

9.50

5.50

3.00





# Thank You

