



Welcome To The Aerial Economy!

What is the Aerial Economy?





Why Now?



Joby Aviation

\$JOBY



“Commercial supersonic flight will become like travel to the moon: a goal achieved, and then long abandoned.”

Lester Reingold on NPR's Morning Edition in 2001

Trump Orders Return to the Moon by 2028

NASA's Artemis program is already planning multiple crewed lunar missions over the next decade.



Zach Vasilie

• Monday, December 22, 2025 at 03:11 PM ET



Edited By:



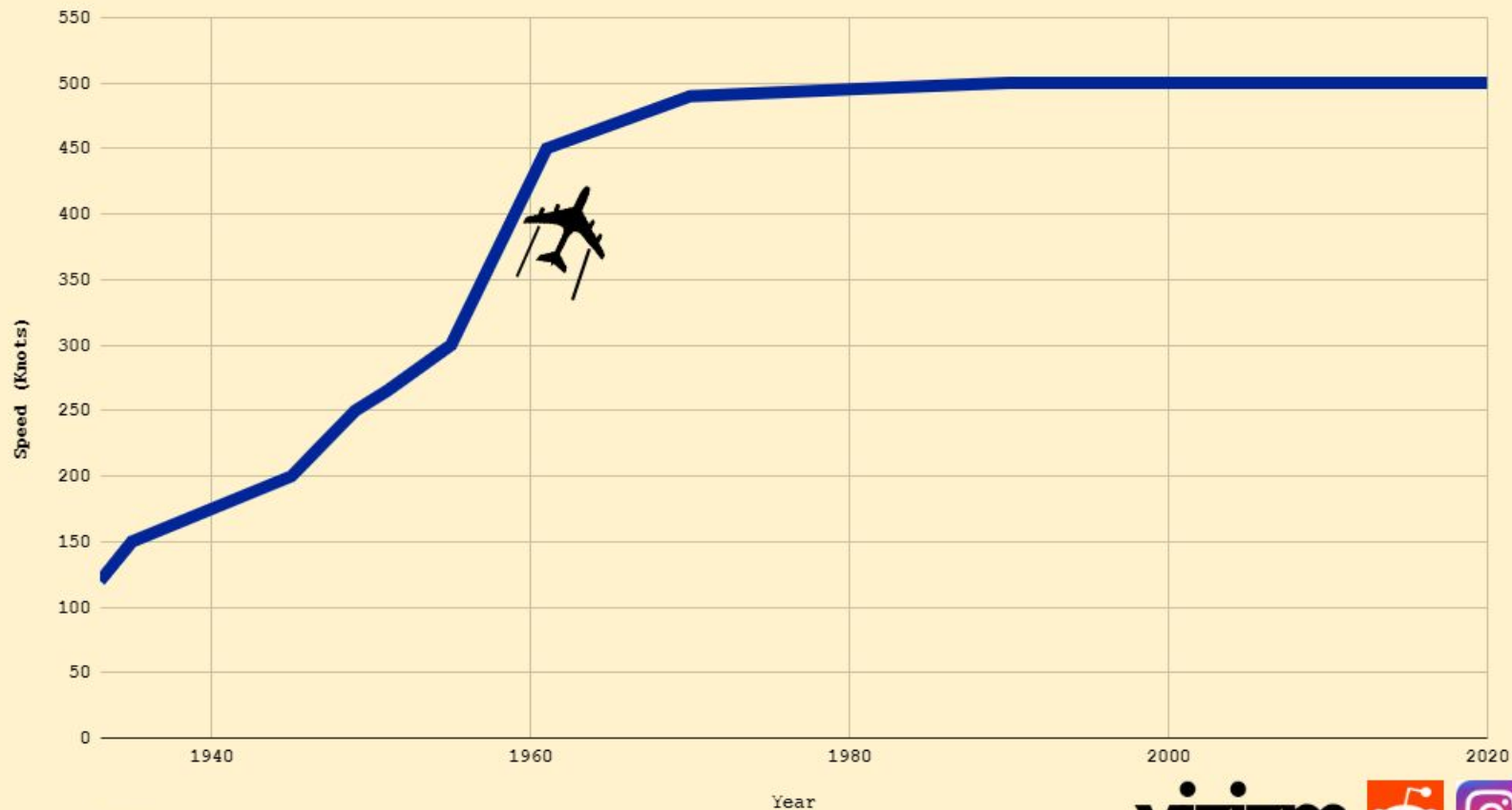
Travis Tingle



📷 The SLS for Artemis I on its mobile launcher [Credit: Kim Shiflett/Wikimedia Commons]



Commercial Airline Cruising Speed (1930-2020)





Source: IPPC

vizizm











Total Annual Orbital Launches (1956-2025)



TRANSPORTATION

Starlink traffic doubles as Elon Musk's SpaceX eyes \$1.5 trillion public listing

By [Tom Carter](#) [+ Follow](#)



A SpaceX Falcon 9 rocket carrying the company's Starlink satellites into orbit. Paul Hennessy/SOPA Images/LightRocket via Getty Images

The First Step Is Autonomy





Use Price As Confirmation

Global X Autonomous & Electric Vehicles ETF

\$DRIV



Global Robotics & Automation Index ETF

\$ROBO



VanEck Uranium and Nuclear ETF

\$NLR



600.00

400.00

280.00

200.00

140.42

100.00

70.00

50.00

35.00

25.00

UFO · Procure Space ETF · 1W · NASDAQ O 40.60 H 44.24 L 40.35 C 43.88 +3.56 (+8.83%)

USD

140.00

110.00

80.00

60.00

48.00

43.88

36.00

28.00

22.00

17.00

13.50

10.50

Procure Space ETF

\$UFO



17

GODSPEED

TSLA · Tesla, Inc. · 1W · NASDAQ

O 447.99 H 457.55 L 424.37 C 445.01 +6.94 (+1.58%)

USD

Tesla

\$TSLA



2,000.00

1,400.00

1,000.00

700.00

500.00

445.01

340.00

240.00

160.00

110.00

80.00

GODSPEED

58.00

17

2021

Jul

2022

Jul

2023

Jul

2024

Jul

2025

Jul

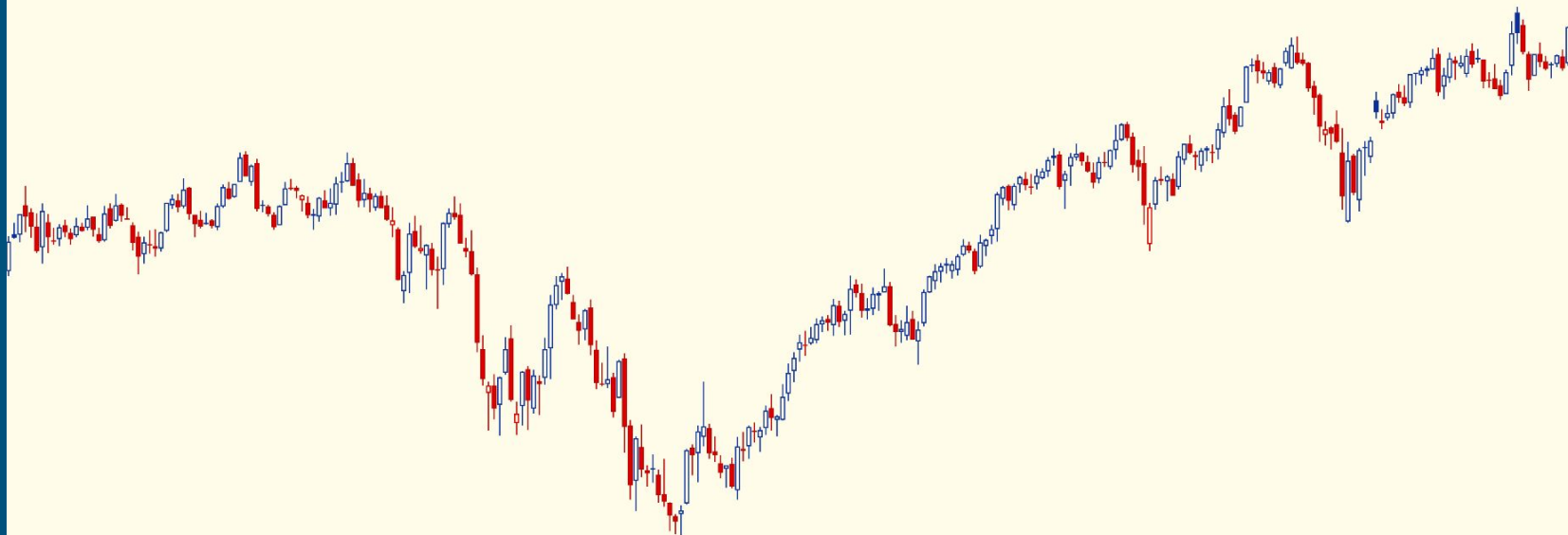
202





Amazon

\$AMZN



440.00

360.00

285.00

247.38

205.00

165.00

135.00

115.00

95.00

81.00



2021

Jul

2022

Jul

2023

Jul

2024

Jul

2025

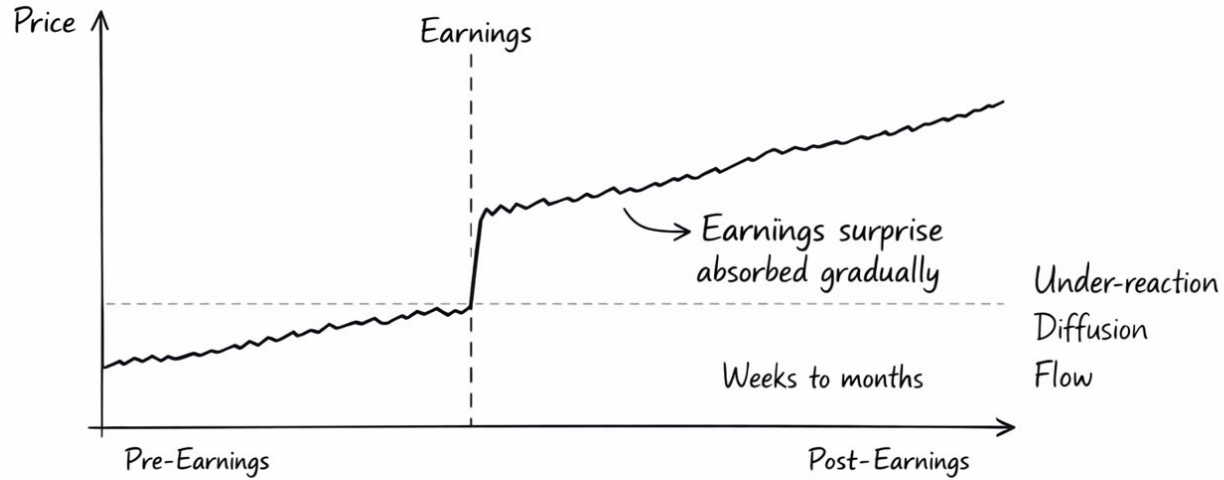
Jul

2026



This Is Great - But How Do We Make Money?

Post-Earnings Announcement Drift



⌚ ——— Price reacts instantly. Understanding does not. ———→



Ondas Holdings

\$ONDS

17

GODSPEED

18.00

13.69

12.00

9.00

6.00

4.50

3.00

2.20

1.70

1.30

1.0000

Jul

Aug

Sep

Oct

Nov

Dec

2026



ONDS · Ondas Holdings Inc. · 1W · NASDAQ

O 11.30 H 15.10 L 10.99 C 13.69 +2.67 (+24.23%)

USD


Ondas Holdings

\$ONDS



17

GODSPEED



Earnings, 33% Rev. Growth

Planet Labs

\$PL



May

Jun

Jul

Aug

Sep

Oct

Nov

Dec

2026



USD

40.00

28.00

22.71

20.50

14.50

10.50

7.50

5.50

4.00

3.00

2.20

1.60



Planet Labs

\$PPL



150.00

90.00

50.00

30.00

22.71

17.50

9.50

5.50

3.50

2.00

1.20

17

GODSPEED

Jul

2022

Jul

2023

Jul

2024

Jul

2025

Jul

2026



Godspeed Earnings Cheat Sheet

Fall 2025

Rank	Ticker	Name	Post-Earnings Drift
1	ONDS	Ondas Holdings Inc	108.69%
2	SATS	EchoStar Corp	69.85%
3	SNDK	SanDisk Corp	57.60%
4	LITE	Lumentum Holdings Inc	50.99%
5	AXGN	AxoGen, Inc Common Stock	50.61%
6	LRCX	Lam Research Corp	48.00%
7	FIGR	Figure Technology Solutions Inc	44.33%
8	ATRO	Astronics Corp	39.70%
9	SPHR	Sphere Entertainment Co	37.14%
10	WDC	Western Digital Corp	33.45%
11	PL	Planet Labs PBC	29.99%

Argentina

\$ARGT





Thank You For Joining Us!



Be sure to subscribe to Stock Market TV + Godspeed.Today